


Features



- Super compact design for built-in use
- Universal AC input (100-277V AC)
- Analogue flicker-free
- Configurable constant current output via dip-switch
- Primary and secondary sides come with leads
- Protections: opencircuit, shortcircuit, overload, overtemperature
- Seal with glue, the operating temperature up to 60°C
- Differential mode 2kV and common mode 4kV surge immunity
- SELV equivalent
- Suitable for protection class I & II luminaires



Selection Guide

Model No.	Nominal Voltage (V)	Nominal Current (A)	Power Factor (λ)	THD Full load (%)	Max. Output (W)	Output Current (mA)	Output Voltage (V)	No Load Voltage (V)	Efficiency Full Load (%)
MIW-10	100-277	0.14	0.90C	15	10	250	8-40	75	80
					10	300	8-33		
					10	350	8-28		
					10	500	8-20		

Input Parameters

Parameter	Condition	Min.	Typ.	Max.																				
Input Voltage Range	AC Input	90VAC	--	305VAC																				
	DC Input	140VAC	--	280VAC																				
Rated Input Frequency	AC Input	--	50/60Hz	--																				
No-load Power Consumption		--	--	N/A																				
Inrush Current	Cold Start@230V	5A/100us																						
Max.units Per Circuit Breaker	<table border="1"> <thead> <tr> <th>Circuit Breaker</th> <th colspan="4">Circuit Breaker Current</th> </tr> <tr> <th>Typ.</th> <th>10A</th> <th>13A</th> <th>16A</th> <th>20A</th> </tr> </thead> <tbody> <tr> <td>B</td> <td>71</td> <td>92</td> <td>114</td> <td>142</td> </tr> <tr> <td>C</td> <td>71</td> <td>92</td> <td>114</td> <td>142</td> </tr> </tbody> </table>				Circuit Breaker	Circuit Breaker Current				Typ.	10A	13A	16A	20A	B	71	92	114	142	C	71	92	114	142
	Circuit Breaker	Circuit Breaker Current																						
	Typ.	10A	13A	16A	20A																			
	B	71	92	114	142																			
C	71	92	114	142																				

Output Parameters

Parameter	Condition	Min.	Typ.	Max.
Output Accuracy	Full Load@230V	--	±5%	--
Ripple & Noise	Low Frequency < 120Hz, Full Load@230VAC	--	--	500mA
Pst LM		--	--	1
SVM		--	--	0.4

LED Driver

MIW-10



Galvanic Isolation	SELV
Short-Circuit Protection (SCP)	Auto-Recovery If Fault Is Removed
Over-Voltage Protection (OVP)	Auto-Recovery If Fault Is Removed
Over-Current Protection (OCP)	Auto-Recovery If Fault Is Removed

General Parameters

Parameter	Condition	Value
Ambient Temperature Range t_a		-20...+60°C
Maximum Case Temperature t_c	Measured on t_c point indicated of the product label	90°C
Max.Case Temp.In Fault Condition		110°C
Storage Temperature Range		-20...+70°C
Relative Humidity	Non Condensing	5...85%
Withstand Voltage	I/P-O/P	3.75kVAC, I leakage < 5mA, 60s
Surge Transient Protection	L-N, L/N-PE	2kV, 4kV
Environmental Rating		Indoor
IP Rating		IP20
Mains Switching Cycles		> 100,000
Expected Lifetime	$t_{cmax}=90^\circ\text{C}$, 0.2%/1000h failure rate	50,000h

Physical Parameters

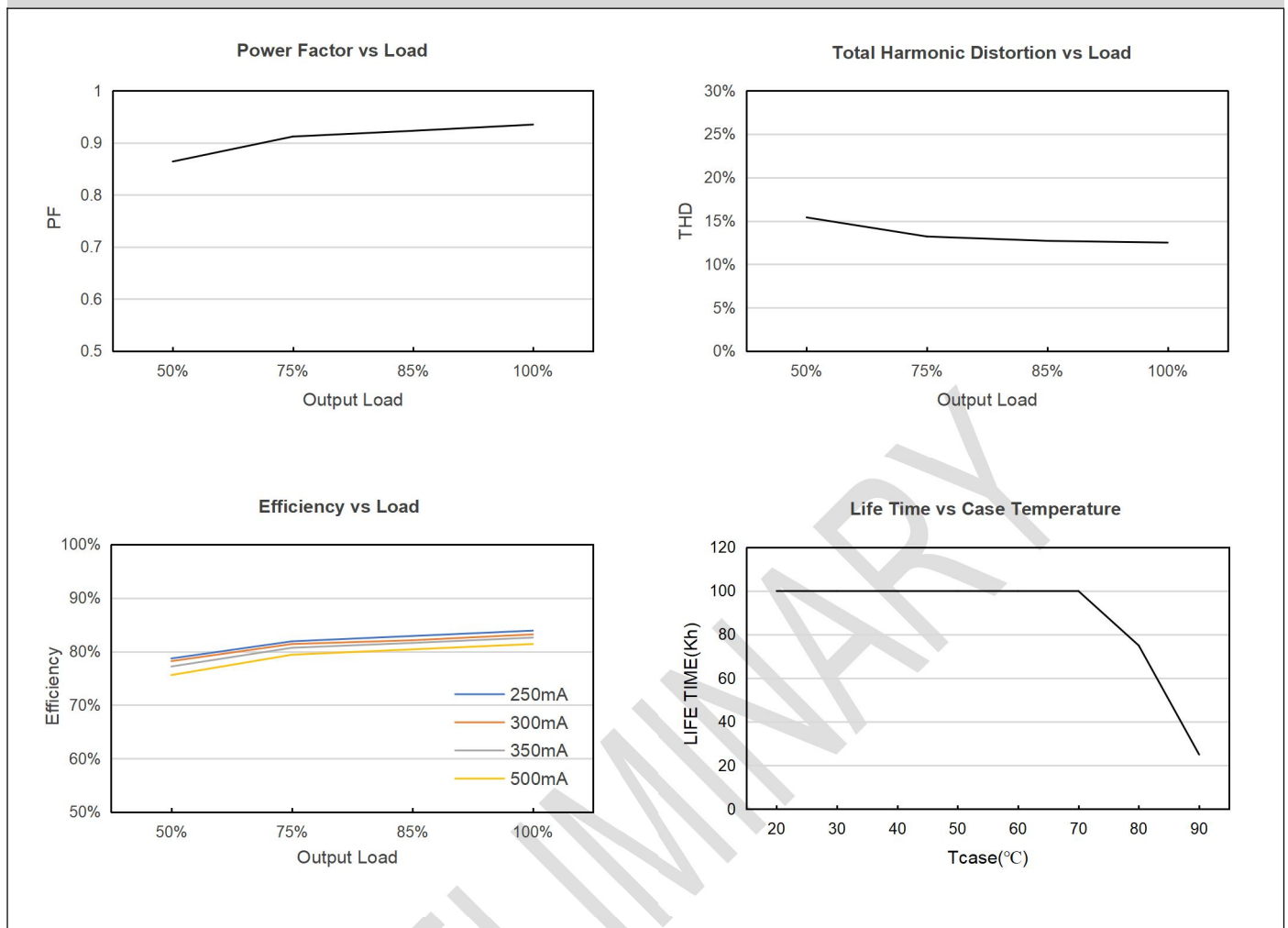
Housing Material	PC
Type of connection	Cable
Dimensions (LxWxH)	54x40x24mm
Mounting hole spacing	48mm
Weight	65±5g

Standards

Safety Standards	EN 61347-1, EN 61347-2-13
Performance	EN 62384
EMC Standards	EN 55015, EN 61000-3-2, EN 61000-3-3, EN 61547

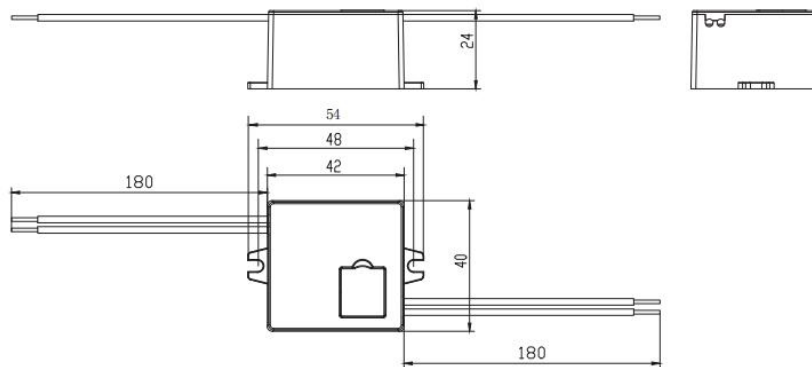
*ALL parameters NOT specially mentioned are measured at 230VAC input, rated current and 25°C of ambient temperature.

Product Characteristic Curve

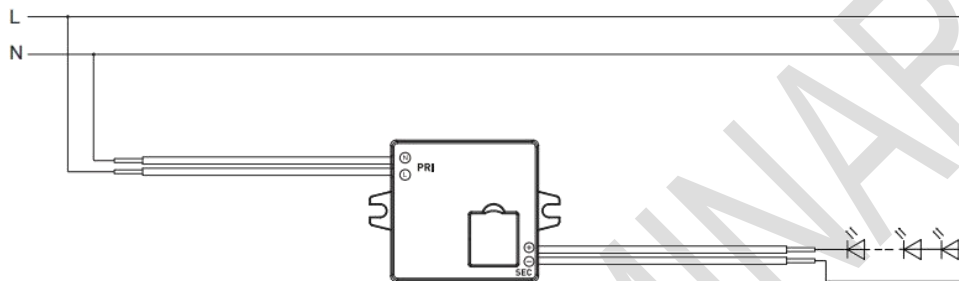


Appearance of Size

Dimension Drawing(mm)



Wiring Diagram



PRI
 Wire: VDE 7022 0.5mm²
 Length: 180±20mm

SEC
 Wire: VDE 7902 0.3mm²
 Length: 180±20mm

Hot plug-in or secondary switching of LEDs is not permitted and may cause a very high current to the LEDs.